

EVERY ONE MATTERS



Key Verse:

1 Corinthians 12:20-25

Materials Needed:

- Honey
- Toothpicks or Popsicle sticks if you want to let people taste the honey

Object Lesson

(Hold up the jar of honey.)

Does anyone know what this is? Would anyone like to have a taste? (Offer small samples of the honey.) Did you know that bees must visit over 2 million flowers in order to make one pound of honey? Honey that is stored in an airtight container will never go bad! Did you know that they found honey in sealed containers in King Tut's tomb and it was still edible even though it was over 2,000 years old? Bees have to fly about 55,000 miles in order to make one pound of honey. But most important is that it takes about 560 bees to make 1 pound of honey.

Many of us take honey for granted. In fact, the process of making it is quite complex. When bees have a full load of nectar, they return to the hive where they pass it on through their mouths from bee to bee until it gradually softens and turns into honey. The bees then store it in perfectly formed little cells made of honeycomb. The cells act like tiny jars, holding the honey while the bees fan it with their wings until it is dry. Amazing!

How do you think it would work if one bee decided to fly off on his own and make honey all by himself? Do you think that would be a good idea? Of course not! He would only ever be able to produce a few drops on his own.

In 1 Corinthians 12:20-25 says God's word reminds us that The Body of Christ is like a beehive or a team. Every bee (person) is important and we are all supposed to work together to accomplish the Great Commission of spreading the Good News about Jesus.



MANY PARTS, ONE POTATO

Key Verse

1 Corinthians 12:12-20

Materials Needed:

- Mr. Potato Head Toy

Object Lesson

Have you ever played with a Mr. or Mrs. Potato head. (Show the toy)
Let's see how silly we can make him look (start putting the parts of Mr. potato Head in the wrong place). How does he look now? (Allow kids make suggestions as to how to make him look goofy).

Well, that was a lot of fun, but I don't think that a real body would work very well if it was put together this way. Did you know the Bible calls Christians "The Body of Christ"? That means that all of us are supposed to work together to do the work of Jesus.

The Bible tells us in [Romans 12:4-5](#) that there are many different parts of the body of Christ and each of us has an important job to do. Some of you may become preachers, others of you may be great encouragers while others might be prophets. God has also given each of you talents such as music, sports, art, etc. All of these gifts and talents can help you bring others to Christ.

Now let's look at Mr. Potato Head again. Is there any part he has that is not important or doesn't help him in some way? No! He needs his ears to hear, his mouth to eat and talk. He even needs his hat to protect his face from getting sunburned and rained on.

It's the same way with us – those who love Jesus - the Body of Christ. We might not all be preachers or we might not all have beautiful singing voices, but we all belong to Christ's body and each one of us has an important job to do for Jesus!

MY PIECE MATTERS

Key Verse

1 Corinthians 12:27 (NLT)

Materials Needed

- Puzzle
- Sturdy Cardboard
- Glue

Preparation

Assemble the puzzle, leaving just one piece missing. Glue the puzzle to the cardboard.



Object Lesson

(Show the kids the puzzle) Do you like my puzzle? (Allow response) Oh, it has a piece missing?! Did you ever make a puzzle and then realize that there is one very important piece missing? It ruins the whole puzzle doesn't it? Puzzles can be fun to put together, but isn't it disappointing when you come to the last piece and realize that you are missing a piece? That one missing piece ruins the whole puzzle. A puzzle isn't worth much with a missing piece.

No other piece will fit into the empty space except the original piece. You can try and make a new piece from cardboard, but I bet no matter how good of an artist you are, the piece will still not be able to take the place of the lost piece.

Like the pieces of this puzzle, the members of a church come in different sizes, shapes, and colours. You and I are an important part of the picture. 1 Corinthians 12:27 NLT says *"All of you together are Christ's body, and each one of you is a separate and necessary part of it."* Your service – the part you play, is important to the body of Christ.

God creates the Body of Christ, His church, to be like interlocking puzzle pieces. Each of us has been given unique gifts and abilities. When we use those abilities, we help to build up the body of Christ. Our piece is needed in order to function within the church. We are designed to fit together and if our piece is missing, there is a noticeable gap.

(Put in the last piece of the puzzle). God's family is not complete without your piece!

THE POWER OF ONE

Key Verses

Matthew 28:18-20

Acts 1:8



Materials Needed

- Box of dominoes
- Masking tape
- Marker to make a face on one of the dominoes

Preparation & Object Lesson

<https://ministry-to-children.com/object-lesson-kids-sharing-gospel/>

CHAIN REACTION



A chain reaction is a perfect illustration of the power of one! We want to challenge you to make the biggest chain reaction possible. You can make this chain reaction with all the materials you can think of: dominoes, Lego, small toys, craft sticks, blocks, marbles, balloons, tracks, etc... anything you can find in and around the house or corps building! Use your imagination and creativity! Find family, friends, people from the neighbourhood, corps or even people from other corps to create your masterpiece, then let us see it by posting it online!



Need some inspiration? Check out these chain reactions:


<https://www.youtube.com/watch?v=xyrz2G1mP0I>

<https://www.youtube.com/watch?v=qybUFnY7Y8w> (don't try this at home!)

A Boy and His Lunch

Key Verse : John 6:5-14

This is a miracle story. Jesus and his disciples are trying to escape the crowds and -need a place to rest and relax. However, when drawing near to the shore, Jesus sees the crowd. Jesus loves the people and takes pity on them, because they are so desperate to hear the word of God. Jesus stops and teaches them. In time, the people appear to be getting hungry. Once more, Jesus is moved to compassion for the people and wonders what they can eat. A miracle takes place when a young boy offers Jesus his lunch of fi-ve loaves of bread and two fi-sh. That small offering is all Jesus needs to bless more than 5,000 people. A powerful reminder that Jesus can use a one child to do great things for the kingdom. He loves them and can use their offerings now.




Materials Needed:

- A paper bag
- Five crackers and couple of pieces of fruit
- PowerPoint Story Slides: A Boy and His Lunch (see media page)

Object Lesson:

Are you hungry? I am! Sometimes I get really hungry during church. What would you think if we had a little snack this morning instead of a children's sermon? I brought a bag with my snack in it. Let's see what is in here. Oh wait. We have a problem. All I have is five crackers and a couple of pieces of fruit. I don't think there is any way that would be enough to feed all of you. Let's see (start counting the children). One, two, three, four, five... no way. There just isn't enough for all of you.

That reminds me of something that happened to Jesus and his disciples one day. Jesus and his disciples were very tired and needed some time to relax. They got into a boat and went away to a quiet place to rest. When they reached their destination, there were people there waiting for Jesus. The Bible tells us that there were five thousand men and who knows how many women and children! They wanted Jesus to teach them and heal the sick. Jesus needed to rest, but when he saw the people, he loved them so much that he forgot all about being tired. He healed the sick and taught the people about the kingdom of heaven. Soon it was time to eat. The disciples went to Jesus and said, "It is getting late and we are hungry. Send the people away so that we can go and get something to eat." Jesus answered, "They don't need to go away," Jesus said, "you feed them." "Feed them? How can we feed them? We have five loaves of bread and two small fish. That is all the food we have."



Jesus told the disciples bring him the loaves and fish and to tell everyone to sit down on the grass. Jesus took the loaves and fish and looked up to heaven and gave thanks. He then gave the food to the disciples to give to the people.

If I were to share my snack with you today, there might be enough for each of you to have one tiny bite. But when Jesus blessed the loaves and fish, the Bible says that everyone ate until they were full! Wait! That's not all! *"They all ate as much as they wanted, and afterward, the disciples picked up twelve baskets of leftovers."* Matthew 14:20 (NIV) After they had eaten until they were full, there were leftovers! Can you imagine taking these five crackers and two pieces of fruit and feeding everyone here today and still having food left over? We couldn't do it, but God could.

God used the offering from one little boy to make a difference in the lives of 5000 people that day. Imagine what God can do with your life! God's word says, *"I know the plans I have for you..."* (Jeremiah 29:11). When we give what we have to God, he can take it, bless it, and do more than we could ever imagine. Even though we may not have very much, little becomes much when it is placed in God's hands.

Prayer

Bee Cookies

Bees and butterflies go from flower to flower, pollinating and collecting nectar. The bee hive is all about teamwork. Each bee has their own task to complete. If one part of the process is missing, the hive won't survive and they will not have enough food (honey) to last through the winter.

Recipe:

- 200g butter, softened
- 150g caster sugar
- 2 large egg yolks
- 400g plain flour
- 2-4 Tbsp milk

**Bee cookie cutter*

To Decorate:

Ready-to-Roll White Icing

Ready-to-Roll Yellow Icing

Ready-to-Roll Black Icing



Instructions

Preheat the oven to 180°C/Gas 4.

1. Line a baking sheet with parchment and set aside.
2. Beat together the butter and sugar until light and fluffy, then beat in the egg yolks and sieve in the flour and mix until well combined.
3. Add enough milk to make a soft dough and bring together with your hands. Wrap in cling film and place in the fridge for 20 minutes to chill.
4. Remove the dough from the fridge and roll out to approx. 1cm thick. Use the *Bee Cookie Cutter to cut out 12 cookies and transfer to the lined baking sheet.
5. Place in the oven and bake for 15 minutes or until slightly golden. Leave to cool on a wire rack.
6. To decorate, first roll out the white icing to 5mm thick. It needs to be thick enough to see the detail of the indents between the wings. Use the bee cutter to cut out 12 sets of wings. Brush the back of the icing with water and place on the cookies, shaping to fit with your fingers, if necessary.

7. Roll out the yellow icing to 5mm thick. Cut out a whole bee shape, then use a craft knife to cut out the head, middle stripe and bottom section, using the score lines left by the cutter as a guide. Brush the back of the icing shapes with water and place on your cookie. Repeat for all 12 cookies.
8. Roll out the black icing to 5mm thick. Cut out a whole bee shape, then use a craft knife to cut out the two black stripes. Attach and repeat as above.
9. To make the eyes, roll small balls of black icing and stick to your bees' faces with edible glue. Make very small balls from the white icing and use edible glue to attach these to the top of the black ones.

Need some inspiration?

<https://www.youtube.com/watch?v=1liezkg8fYw>

Sock Fish

Supplies Needed:

- Colourful socks (stripes/ pattern)
- Felt for fin and eyes
- Cotton for stuffing
- Thread
- Glue



Instructions:

1. Fill the foot of the sock with cotton to give it shape
2. Tie off the body with a piece of thread to form the tail
3. Cut out the fin and eye and paste on the fish

Paper Plate Fish

https://www.youtube.com/watch?v=y-F_sNJ0bzQ

Supplies Needed:



- paper plates
- coloured paint (if using white plates)
- paint brush
- glue/tape
- Scissors
- black marker

1. Cut a small triangle from the plate
2. Tape or glue the triangle to the back of the plate to form the tail
3. Draw an eye and decorate as you like

Yeast Experiment

https://www.youtube.com/watch?v=vh_pWJYh5yg

Yeast is very small—nearly invisible but even something so small has a powerful effect when used for baking.

Supplies Needed:

- active dry yeast
- 2 bottles (ones with narrow openings like water bottles work best)
- 2 balloons
- sugar
- warm water bowl

Instructions:

1. Pour 1/4 cup of very warm water in each bottle
2. Add 1/2 teaspoon of sugar to each jar
3. Pour one packet of active dry yeast into one container while leaving the other without yeast
4. Place a balloon over each water bottle and watch what happens

Yeast is a tiny single celled fungi that feeds off of sugars. As the yeast eats the sugar, it releases a gas called carbon dioxide. The gas fills the bottle and, as more and more gas is produced, it fills the balloon.

In bread dough, the carbon dioxide from the yeast gets trapped in the gluten from the flour. The yeast dies in the hot oven leaving and the gluten solidifies leaving us with wonderfully soft bread!

Demonstrate making a snack or recipe, but leave out an important ingredient (maybe one that seems insignificant). You might bring in something that is already prepared, like bread without yeast or cake without eggs.

Other suggestion: Bake bread with the kids!

<https://www.youtube.com/watch?v=VrUdtzXquWk>



Family Prayer



THE POWER OF ONE

War Room Family



Never underestimate the power of one prayer! One prayer can change anything. One prayer can change everything. James 4:2 says, *"You do not have because you do not ask."*

In the movie "War Room" a little girl is motivated to pray like her mother who has transformed her closet into a prayer room where she posts her prayers to God.

Create a prayer space in your home for the family. It can be a small closet, corner or space. Make a prayer wall where everyone can regularly post their prayers. You can add songbooks, prayer books, music, poems or pictures for inspiration. Keep in mind that everyone is different and has a different way of encountering God.

Prayers can be displayed on the prayer wall so that the whole family can witness the diverse and varied responses that God gives to each of the members. On this same wall you can add the name of each family member where each can write a prayer of blessing for every family member. You can pray alone, in pairs or all together.

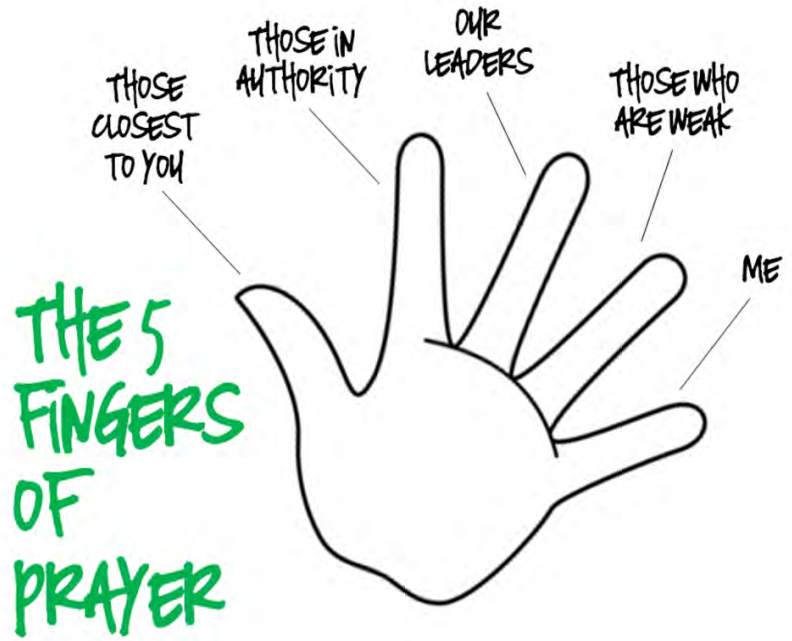
Prayer Room Music

<https://www.youtube.com/watch?v=MUoAvDWal9Y>

<https://www.youtube.com/watch?v=WQCpxt0XRoc>

Have a blessed time!

Sample post for your war room



*May I have the courage to believe
that everything I do matters.*



*May I find freedom in limitation—
to fully give myself
To what I can do
rather than worry about what I
cannot.*

Source: "Prayer - Forty Days of Practice"

GROUP GAMES



THE POWER OF ONE



WALL BUILDING

Objective:

The objective of this Sunday School lesson is to inform children that nothing is too big for them, as long as God is involved.

Key Verses:

God can do anything, you know - far more than you could ever imagine or guess or request in your wildest dreams! He does it not by pushing us around but by working within us, his Spirit deeply and gently within us. Glory to God in the church! Glory to God in the Messiah, in Jesus! Glory down all the generations! Glory through all millennia! Oh, yes!

Ephesians 3:20-21 (MSG)

Materials Needed:

- Paper
- Plastic Cups
- Table

Choose 2 volunteers to be the builders. Choose 2 more volunteers to be the protectors. The rest of the kids are the opposition. When you say "Go", the 2 builders have to make a wall, using as many cups as possible on the table. The wall should be 5 cups high and 7-10 cups long.

At the same time that they are trying to build the wall of cups, the opposition is going to be taking their crumpled-up paper balls, and throwing them at the wall that is being built. The protectors have to protect the wall by swatting and paper balls that are being thrown toward the wall.

Allow 3-5 minutes of building time before applying it to the story.

CANDY DREAM TOWER

Materials Needed:

- Regular size marshmallows (or gum drops – any sticky candy with a ball shape)
- Spaghetti noodles (or pipe cleaners)
- Markers

This can be done in groups of 3 or individually, depending on the size of your group.



Instructions:

When you say “Go”, participants have 1 minute to make the biggest, most beautiful “Dream Tower” out of the materials given. This tower must be self-sustaining and cannot be held up by another person. Encourage kids to use their creativity, and don’t just go for height, but for originality.

Connect to the lesson by reminding them that each of them had a different dream in mind for their candy dream towers. God gives each of us a different dream or vision for the world, and our part to play in that. God wants to use us daily to fulfil his mission and to share His love with others – to make a difference.

Let’s look at Nehemiah and the BIG task that God laid on his heart.

Five Squares

<http://www.thehob.net/cman/intrvntns/socialSkills/activities.html#fiveSquaresActivity>

This game requires the children to share the puzzle pieces they have in order to complete the task.

Materials Needed:

- 5 envelopes with a mixture of puzzle pieces that when sorted will make five squares all the same size for each group of five people.



Use the directions and square pattern sheets to print out instructions and five squares for each group of students (the linked file is formatted to print each on a separate sheet of paper).

Cut them out and put all the three A puzzle pieces in an envelope, all three B puzzle pieces in another envelope, and so on for all five pieces A-E.

- One envelope will be given to each person in a group of five.

Instructions:

You will be given an envelope with three puzzle pieces, do not open it until you are told to start. This is a group game activity and you will be competing with other groups against the clock.

Group Task:

The group is to complete five solid white squares in such a way that each player has a square the same size as all the other members in your group. In other words, every group member has to end up with the same size square.

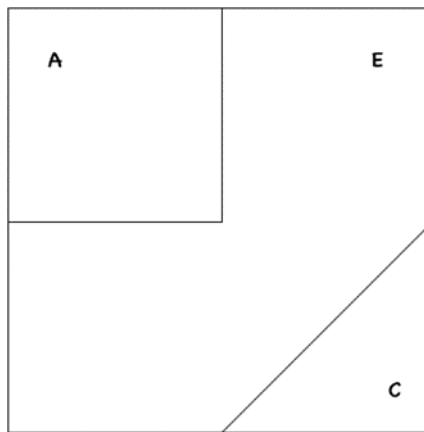
Rules:

- The game must be played in complete silence.
- You may not point or signal other players with your hands or in any other way.
- You may not take a puzzle piece from another player.
- You may not place a puzzle piece next to another player's puzzle piece(s) to that they are using to try and construct a square.
- You may not fold a puzzle piece or overlap pieces to complete a square.
- When you have finished, cover your square with your envelope.

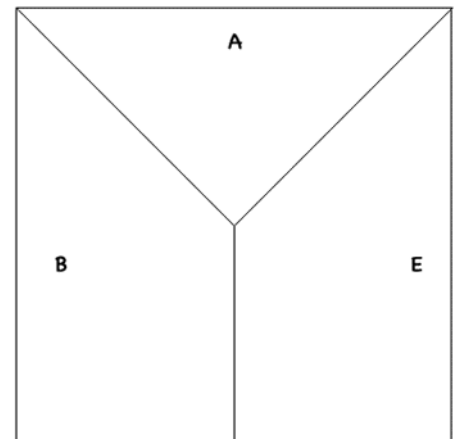
This is a group activity, when all of you have an envelope, you may open them and begin.

Follow Up Questions:

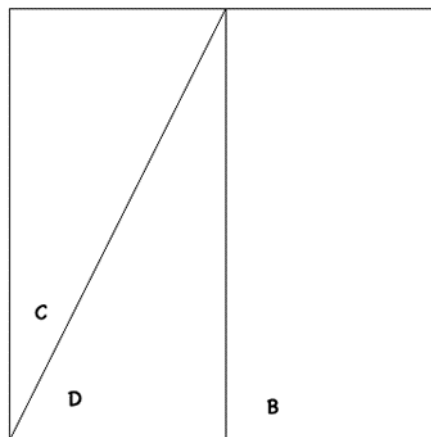
- Q. How did you feel about not being able to talk?
- Q. How did you communicate without talking?
- Q. How did you feel about the group that finished first?
- Q. How do you think the groups felt when groups were finished before them?
- Q. How is working with a group different than working alone? Discuss both the positive and negative.
- Q. What did you learn about working with others? (Sometimes you have to give up your ideas so the group can move forward)



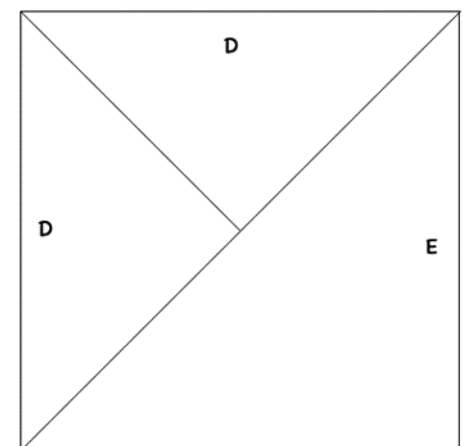
Square 1



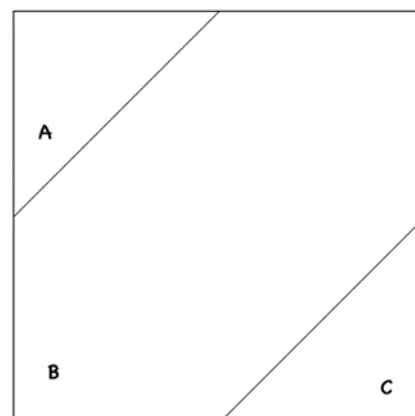
Square 2



Square 3



Square 4



Square 5

Make a Difference



30 Ways to Make a Difference in Your Community

1. Help prepare/serve a meal at a homeless shelter
2. Gather clothing from your neighbours and donate it to a local shelter
3. Make "I Care" kits with combs, toothbrushes, shampoo for the homeless
4. Pack and hand out food at a local food bank
5. Visit senior citizens at a nursing home
6. Rake leaves, shovel snow, clean gutters or wash windows for a senior
7. Organize a canned food drive
8. Clean up a vacant lot or park
9. Plant flowers/trees in public areas that could use some colour
10. Contact your local political representative about key issues for youth
11. Organize a public issues forum for your neighbourhood
12. Recycle
13. Clean up litter along a river, beach, or in a park
14. Contact your corps officer for service opportunities
15. Volunteer at a local animal shelter
16. Walk a neighbour's dog or pet sit while they are on vacation
17. Teach Sunday school
18. Volunteer at your local youth centre
19. Participate in a marathon to support a charity
20. Volunteer at your local hospital
21. Donate books to your local library
22. Donate clothes to a local thrift store
23. Give up your seat on the bus or train to someone
24. Donate your old electronics to a student who doesn't have
25. Befriend a new student or neighbour
26. Deliver a meal to someone is unable to leave their home
27. Adopt a pet from the humane society
28. Help teach a younger child to read
29. Bake cookies and bring them to your local fire hall or police station
30. Bring toys to children in the cancer ward of a hospital

PRAYER STATIONS



THE POWER OF ONE

Salt of the Earth

Set up:

- A table with salt shakers on it

Instructions:

Salt makes things taste better. Salt preserves things. Salt makes things more interesting. Salt brings out flavours in food. Put some salt in your hand and taste. You don't need a lot of salt to make a difference in the taste of food. Just a small amount can make a big difference. Often, we think we can't make a difference because we are too young, too small, or just one person. But God can do big things with just one person. Take some time to pray how you can make a difference today - be salt in this bland world. What does that mean for you?



Verse:

"You are the salt of the earth. But what good is salt if it has lost its flavour? Can you make it salty again? It will be thrown out and trampled underfoot as worthless.

- Matthew 5:13 (NLT)



Lost & Found

Set up:

- Place some lost and found items from the church on a table.

Instructions:

The articles before you are actual lost and found pieces from the church. They have been most likely forgotten and no one searches for them anymore. Pray for those in the world who are forgotten. Pray for other youth who feel lost or forgotten.

Verse:

Feed the hungry, and help those in trouble. Then your light will shine out from the darkness, and the darkness around you will be as bright as noon.

- Isaiah 58:10 (NLT)

Glowing

Set up:

- Highlighters glow under black light. Place four black lights on the floor and have the youth write out their responses, highlighting the difference between light and dark. Use what-ever surface works for your group.



Instructions:

We are called to be light in a dark world. We reflect the light of God wherever we go, to those around us. Use the highlighter to write words or draw ways that your life can make a difference - can be a light in the world. Pray for all those things others have written down, that those before you may shine light in the darkness.

Key Verse:

This is why the Scripture says, "Arise, you sleeper! Rise up from the dead and the Anointed One will shine his light into you!" - Ephesians 5:14 (TPT)

Goals

Set up

- Place a table below a basketball net or in front of a soccer/football net.
- String some strands rope from the net to the table.
- Place pens and paper on the table along with clothespins for them to use to attach their goals to the rope.



Instructions

As we live life day to day, it becomes easy to be caught up in the mundane tasks. God has so much more planned for us. Take a moment to think of what God may be calling you to do, to start, or to be – to have an impact on the world around you. Write that goal on a card and pin it to the rope leading up to the goal.

Verse

¹³ Brothers, I know that I have not yet reached that goal. But there is one thing I always do: I forget the things that are past. I try as hard as I can to reach the goal that is before me. ¹⁴ I keep trying to reach the goal and get the prize. That prize is mine because God called me through Christ to the life above. - Philippians 3:13-14 (ICB)

Forgiveness

Set Up:

- Place a dry erase board on a table, along with dry erase markers and eraser.



Instructions:

God has called us to forgive those who hurt us. Write down the name of someone you need to forgive and pray for that person's name.

son. When you have finished praying, erase the person's name, just like God has erased your sins and forgiven you.

Key Verse:

And when you pray, make sure you forgive the faults of others so that your Father in heaven will also forgive you. - Matthew 6:14 (TPT)

Lego Prayers

Instructions:

- Choose a brick.
- Pray for yourself.
- Thank God for the things he has given you.
- Ask Him to bless you and to help you to bless others.



Count the bumps on your brick. For each bump on your brick, pray for a different person- friends or family members. Ask God to bless them this week.

Add your Lego brick to the structure. Thank God for the church and the communities we live in. Be reminded that YOU are an important piece in helping to build up the body of believers where you are.

Verse:

So encourage each other and build each other up, just as you are already doing. - 1 Thessalonians 5:11 (NLT)



OTHER PRAYER IDEAS

Prayer Dance Stop

Start an upbeat worship song. Ask the children to pray while they dance. They can pray about what they are grateful for, or something that they have learned about God. They can pray prayers of thanksgiving, thanking God for being good/faithful/loving, etc.

When you stop the music, everyone should stand like statues. One idea might be that after a short stop everyone says together “Amen!” or everyone remains silent. You can decide what action you would like the children to do.

Hand Tower Prayers

Make small groups in the congregation (or in your kids’ group) with a maximum of 10 people.

Together everyone is going to build a tower of prayer by putting in one hand at the time and saying/praying one sentence. E.g. One hand - thank God for... Next person puts their hand on the first hand and prays their prayer. Next person continues until everyone in the group has had an opportunity to pray and you are back at the first person. The first person then starts with their second hand and the prayers continue around the group. Finally, you will have a big tower of prayer.

Encourage a united “Amen” as the hands raise the tower to a split. (Note: you can also do it without order and let everyone put in their hand to the tower in no special order.)

Sermon Ideas



THE POWER OF ONE

Theme Verse:

"Then I heard the Lord saying, "Whom should I send to my people? Who will go to represent us?" I spoke up and said, "I will be the ONE. Send me." - Isaiah 6:8 (TPT)

INTRODUCTION:


Often we are overwhelmed by a sense of personal insignificance. We underestimate our importance in the grand scheme of things. "I am just one. What can just one person do?" God can use us if we will let Him. Helen Keller said, *"I am only one, but still I am one. I cannot do everything, but still I can do something; and because I cannot do everything, I will not refuse to do something that I can do."* Throughout Scripture we can find a lot of examples of the power of one life.

I. One little Boy – Instrumental in Feeding 5000 (Availability)

A. John 6:9-13 "9 "There's a young boy here with five barley loaves and two fish. But what good is that with this huge crowd?" 10 "Tell everyone to sit down," Jesus said. So they all sat down on the grassy slopes. (The men alone numbered about 5,000.) 11 Then Jesus took the loaves, gave thanks to God, and distributed them to the people. Afterward he did the same with the fish. And they all ate as much as they wanted. 12 After everyone was full, Jesus told his disciples, "Now gather the leftovers, so that nothing is wasted." 13 So they picked up the pieces and filled twelve baskets with scraps left by the people who had eaten from the five barley loaves."

B. "God uses what you have to fill a need, which you never could have filled. God uses where you are to take you where you never could have gone. God uses what you can do to accomplish what you never could have done. God uses who you are to let you become who you never could have been." – Five Loaves and Two Fishes. Philip Clarke Brewer in Holy Sweat, Tim Hansel, 1987, Word Books Publisher, p. 25.

C. It is not based on one's ability but one's availability. God uses those who make themselves available to Him. He will use you, if you make yourself available to him. That is the key. Are you making yourself available?



D. Isaiah 6:8 (TPT) – Isaiah’s response to God’s call... “Then I heard the Lord saying, “Whom should I send to my people? Who will go to represent us?” I spoke up and said, “I will be the ONE. Send me.”

E. Make yourself available to God to do anything He asks of you, seeking not the gifts, but the Giver.

2. One little Girl – Instrumental in Healing a World Military Leader (Boldness)

A. 2 Kings 5:1-3 “The king of Aram had great admiration for Naaman, the commander of his army, because through him the Lord had given Aram great victories. But though Naaman was a mighty warrior, he suffered from leprosy.[a] 2 At this time Aramean raiders had invaded the land of Israel, and among their captives was a young girl who had been given to Naaman’s wife as a maid. 3 One day the girl said to her mistress, “I wish my master would go to see the prophet in Samaria. He would heal him of his leprosy.”

When there is a person whose heart has been prepared, God always has his messengers. Here, God’s messengers begin with a little captive slave girl. God worked through the unrighteous deeds of Naaman’s own army to bring this little slave girl into his own home to be the instrument of God’s Love.

God uses those who are available--those who know and love the Lord. Here was a small girl, humble, obedient, insignificant to men, living under dire conditions, but with a Romans 8:28 attitude; she was a girl using the problems of life as opportunities or as open doors to witness for God. Though small, weak, and insignificant, this little girl had a holy boldness and knew the God in whom there was healing. She was willing to point others to God, who alone could cure Naaman’s disease.

3. One Woman – Instrumental in Saving a Nation (Courage)

A. Esther 4:14 “14 If you keep quiet at a time like this, deliverance and relief for the Jews will arise from some other place, but you and your relatives will die. Who knows if perhaps you were made queen for just such a time as this?”


Illustration: Teen Climate Activist Greta Thunberg

B. Philippians 4:13 "For I can do everything through Christ,[a] who gives me strength."

C. Deuteronomy 31:6 “6 Be strong and brave, and don’t tremble in fear of them, because the Eternal your God is going with you. He’ll never fail you or abandon you!”

4. One Man – Instrumental in Saving Mankind from Extinction (Faith)

A. Hebrews 11:7 "It was by faith that Noah built a large boat to save his family from the flood. He obeyed God, who warned him about things that had never happened before. By his faith Noah condemned the rest of the world, and he received the righteousness that comes by faith."



B. Genesis 6:5-8 “5 The Lord observed the extent of human wickedness on the earth, and he saw that everything they thought or imagined was consistently and totally evil. 6 So the Lord was sorry he had ever made them and put them on the earth. It broke his heart. 7 And the Lord said, “I will wipe this human race I have created from the face of the earth. Yes, and I will destroy every living thing—all the people, the large animals, the small animals that scurry along the ground, and even the birds of the sky. I am sorry I ever made them.” 8 But Noah found favour with the Lord.

C. Matthew 17:20 " 20 “You don’t have enough faith,” Jesus told them. “I tell you the truth, if you had faith even as small as a mustard seed, you could say to this mountain, ‘Move from here to there,’ and it would move. Nothing would be impossible.[a]” So Jesus said to them, "because of your unbelief; for assuredly, I say to you, if you have faith as a mustard seed, you will say to this mountain, ‘Move from here to there,’ and it will move; and nothing will be impossible for you."

PowerPoint Slide: *“Sometimes it falls upon a generation to be great. You be that great generation. Let your greatness blossom.”*
- Nelson Mandela

ONE LIFE

Introduction:

It’s hard to believe that we are at the end of the first quarter of 2020. How have you spent your life so far in 2020? Have you received a good return on the investment of your life so far this year? Do you believe you were born for such a time as this? Life is too precious to waste.

Ephesians 5:15-17, *“So be very careful how you live, not being like those with no understanding, but live honourably with true wisdom, for we are living in evil times. Take full advantage of every day as you spend your life for his purposes. And don’t live foolishly for then you will have discernment to fully understand God’s will.”*

1. We Only Have One Life to Live

We have been given a set amount of time to live.

What will you do with your life?

What matters most? Family, Security, Possessions, etc.

What matters most in this life is what we do for God

What does God want for my life and from my life?

Romans 6:13 - *“Give yourselves completely to God since you have been given new life. And use your whole body as a tool to do what is right for the glory of God.”*

We only have one life to live – how will we choose to live it? Who will we choose to live it for - ourselves or God?

Proverbs 3:6 – *“In everything you do, put God first, and he will direct you and crown your efforts with success.”*

2. We Only Have One Life to Give

Make the most out of every opportunity



If we aren't living life our life to the full (on the edge), we are wasting the most valuable resource we have.

Called to live boldly (use personal example)

Be a living sacrifice and live a life that pleases God. Live your life for purpose. A person who has a heart for God and lives sacrificially pleases God. When we're willing to sacrifice, we reveal our dependence on God - even when we feel that we have nothing

Luke 21:1-2 - The Widow's Mite What made her gift so special/significant? She gave all that she had.

Are we prepared to live our life wholly/completely for Him? We only have one life to live – and we have only one life to give.
Make the most out of every opportunity!

Video Clip: Lord of the Rings

<https://www.youtube.com/watch?v=IrOqnZdvl6M>

Movie Illustration: Frodo has been charged with a very great task. He knows this mission might very well cost him his life. He must leave every peace and comfort behind. All known security gone. He is standing on the brink of decision - a decision that will change the very course of his life. Will he live for himself or for the greater call – the call that will change the world?

Conclusion:

God gives us the opportunity to change the course of our lives - to pour out what we have kept in reserve for ourselves and to surrender what we have been so carefully guarding and to live His dreams for our lives truly believing they are better and greater than anything we could imagine.

Theme Graphics



THE POWER OF
ONE

POSTER



LOGO



HEADER



POWERPOINT BACKGROUNDS





Worship Resources



THE POWER OF ONE

Song Ideas

- The Way It's Gonna Be—Doug Horley
- Wonderful Lord—Doug Horley
- My Lighthouse—Rend Collective
- This Little Light of Mine
- So Will I— Hillsong
- Called Me Higher <https://youtu.be/4PDfD9k1sQw>
- Every Move I Make
- If I Were a Butterfly
- Who You Say I Am—Hillsong
- Friend of God
- Who am I—Casting Crowns
- We Can Change the World— Matt Redman
- We Can Make a Difference—Stephen Curtis Chapman
- Go Make a Difference—Steve Angrisano & Tom Tomaszek
- For the One—Brian & Jenn Johnson
- Just One — Leonard Ballantine (# 43 Hallelujah Choruses)
Let it begin with me, let me your servant be
I'll share your love with one, just one at a time.
Helping your kingdom build and so your will fulfil.
Let it begin with one, just one at a time.
- SASB 603/SATB 765—Lord, I would be available to serve where there is need
- SASB 568/SATB 546—All That I Am
- Songster Selection—One Life to Live (Sing to the Lord. Vol 12 part 3)



Videos

- Star Fish video <https://youtu.be/1wuSaNCIde4>
- Shine and Serve—<https://www.worshiphousekids.com/kids-worship-song-tracks/64950/shine-and-serve->
- Loaves & Fishes (No Gift Too Small)- <https://youtu.be/fC3FLqDgWRE>
- You Say - Lauren Daigle <https://youtu.be/oZvKJl1kK8g>
- Orange advert - I am everyone <https://youtu.be/1PuNxvdfhz8>
- Sunday School Teachers Matter—<https://www.youtube.com/watch?v=Vma4zMPNvZw>



One Man.mp4

ONE SOLITARY LIFE

Dramatic Reading

- Reader 1: He was born in an obscure village
The child of a peasant woman
He grew up in another obscure village where he worked in
a carpenter shop until he was thirty
- Reader 2: He never wrote a book
He never held an office
He never went to college
He never visited a big city
- Reader 3: He never travelled more than two hundred miles from the
place where he was born
- Reader 4: He did none of the things usually associated with greatness
He had no credentials but himself
- Reader 1: He was only thirty-three
- Reader 2: His friends ran away
- Reader 3: One of them denied him
- Reader 4: He was turned over to his enemies and went through the
mockery of a trial
- Reader 1: He was nailed to a cross between two thieves
While dying, his executioners gambled for his clothing
- the only property he had on earth
- Reader 2: When he was dead, He was laid in a borrowed grave
through the pity of a friend
- Reader 3: Nineteen centuries have come and gone and today Jesus is
the central figure of the human race and the leader of
mankind's progress
- Reader 4: All the armies that have ever marched
- Reader 1: All the navies that have ever sailed
- Reader 2: All the parliaments that have ever sat
- Reader 3: All the kings that ever reigned put together have not affect-
ed the life of mankind on earth
- All: As powerfully as that one solitary life